






# Packing Biomedical Waste @ GT



- Do you have proper PPE on?
- Does your box weigh < 40 lbs?
- Is the bag less than  $\frac{3}{4}$  full?
- Is the box labeled on the outside?

Questions?  
Contact  
EHS Hazardous  
Waste  
(404) 894-6224

GT Environmental Health and Safety Website:  
<http://www.ehs.gatech.edu/hazardous>